


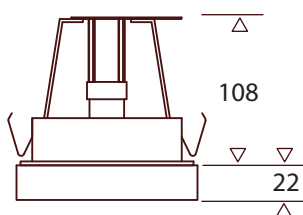


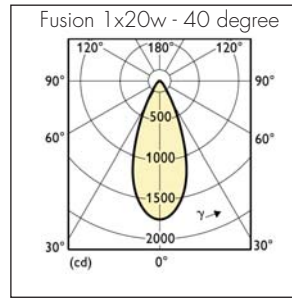
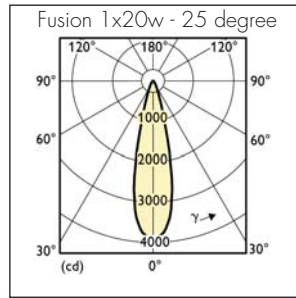
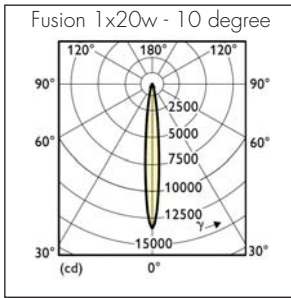
Fusion

Fusion is a range of decorative ambient downlights that can be used as an alternative to compact fluorescent (CFL) fittings. The lamp is a mini (50mm) metal halide GX10 20w discharge lamp running off a remote ballast. The surface element of the fitting is a solid colour finished glass ring that has a strong decorative feature. The 20w lamp produces 1080 lumens, which is similar to 50w LV halogen, and as such complies with Part L efficiency levels. The lamp has a rated life (12,000h) similar to CFL products. The integrated reflector means that there are minimal luminaire losses unlike most fluorescent products. Metal halide lamps are not dimmable and cannot be used for emergency applications.

- Part L efficiency
- Several beam angles
- Several colour options
- 12000h lamp life
- Small cut-out
- Remote ballast

Fusion





Product	Available Options	Power	Weight	Height	Diameter	Cutout
FSN - 115	-10, -25, -40, -R, -B, -W, -G	1x20w	0.8kg	130	115	95

Options	Code Suffix
Lamp Wattage (20)	-20
Lamp Beam Angle (10/25/40)	-10,-25,-40

Light Source	Code	Power	Lampholder	Colour Temp	Output
	ILCOS LBS				
CDM-R Mini5 10		20w	GX10	2910	1080 lm
CDM-R Mini5 25		20w	GX10	2910	1080 lm
CDM-R Mini5 40		20w	GX10	2910	1080 lm

Accessories	Code Suffix
Glass Colour - Red	-R
Glass Colour - Black	-B
Glass Colour - White	-W
Glass Colour - Green	-G