




T-Grid Fixing Clip

# Chiara

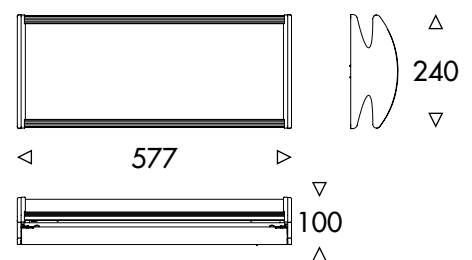
The Chiara is a linear direct/indirect surface mounted luminaire, designed for offices, meeting rooms or any prestige space. Using the same curved, high efficiency, optics as the Kallista range, the Chiara complements the Kallista when used in installations requiring a mix of surface and recessed product. Held within the two brushed aluminium endcaps, the lens is easily removable and can be hinged down for quick lamp replacement. Twin or 3-lamp configurations allow most sizes of space to be lit efficiently, to the correct level. Available with either MTX , microprismatic (600mm version only), or M45 opal optics.

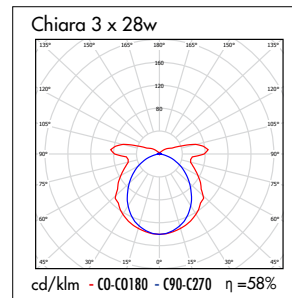
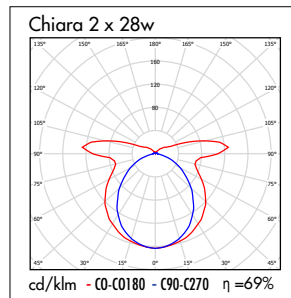
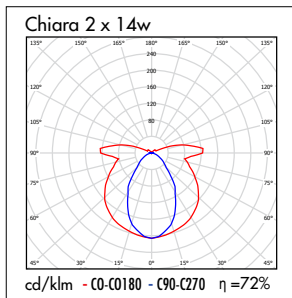
- Brushed Aluminium Endcaps
- Hinged, Removable Lens
- 2 or 3 - Lamp Packages
- Surface Mounted
- 600mm & 1200mm Versions
- LED Emergency Option

## Chiara 1200



## Chiara 600





Product	Available Options	Power	Weight	Height	Width	Length
CHI-MTX-214	-110,-DALI,-SD,-DSI,-EMI,-LEM	2 x 14w	6.7kg	100	240	577
CHI-MTX-224	-110,-DALI,-SD,-DSI,-EMI,-LEM	2 x 24w	6.7kg	100	240	577
CHI-M45-228	-110,-DALI,-SD,-DSI,-EMI,-LEM	2 x 28w	6.7kg	100	240	1177
CHI-M45-254	-110,-DALI,-SD,-DSI,-EMI,-LEM	2 x 54w	6.7kg	100	240	1177
CHI-M45-328	-110,-DALI,-SD,-DSI,-EMI,-LEM	3 x 28w	6.7kg	100	240	1177

### Options Code Suffix

Dimming - 1-10v	-110
Dimming - DALI	-DALI
Dimming - Switchdim	-SD
Dimming - DSI	-DSI
3 Hour Integral Emergency Facility	-EMI
3hr Integral LED Emergency	-LEM

### Accessories Code Suffix

TGrid Fixing Clips (x2)	-T24
-------------------------	------