




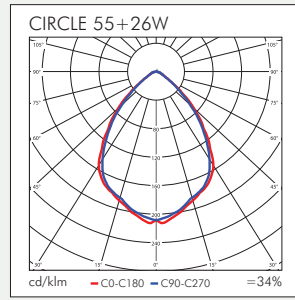
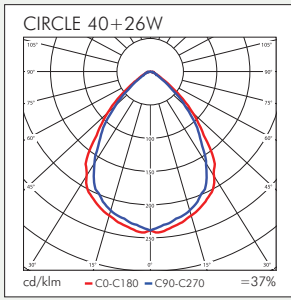
# Circle

Comprising of an illuminated opal diffuser within a ring louvre, the Circle downlight is suitable for installation in suspended or plasterboard ceilings where aesthetics are a priority. Also available with LED RGB colour changing facility for connection to an appropriate control system or sequencer.

- High output lamp package
- Polished aluminium reflector
- Rigid polymer louvre
- Luminous centre panel
- RGB colour change version

## Circle





Product	Available Options	Power	Weight	Height	Diameter	Cutout
CIR-140-126	-DSI,-110,-DALI,-SD,-EMR	1x40w + 1x26	4.5kg	150	400	385
CIR-155-126	-DSI,-110,-DALI,-SD,-EMR	1x55w + 1x26	4.5kg	150	400	385
CIR-140-LED	-DSI,-110,-DALI,-SD,-EMR,-RGB	1x40w + LED	4.5kg	150	400	385
CIR-155-LED	-DSI,-110,-DALI,-SD,-EMR,-RGB	1x55w + LED	4.5kg	150	400	385

Options	Code Suffix
Dimming - DSI	-DSI
Dimming - 110	-110
Dimming - DALI	-DALI
Dimming - Switchdim	-SD
3hr Remote Emergency Facility	-EMR
RGB LED Colour Change	-RGB

Light Source	Code		Power	Lampholder	Colour Temp	Output
	ILCOS	LBS				
Circular T5	FSCH	T16-R	40w	2GX13	865	3000 lm
Circular T5	FSCH	T16-R	55w	2GX13	865	3800 lm
Compact Fluorescent	FSQ-26-E	TC-DEL	26w	G24q-3	860	1800 lm