

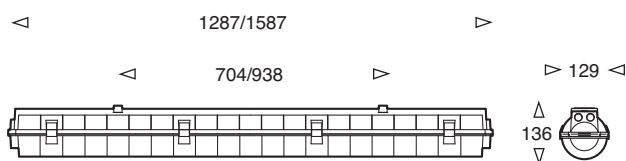


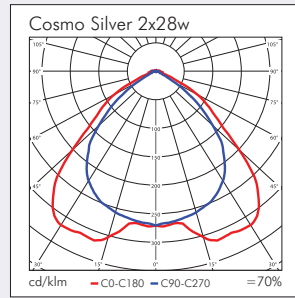
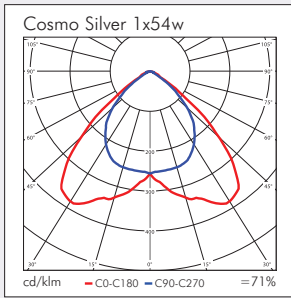
Cosmo Silver

Surface or suspended (via optional suspension kit) the Cosmo Silver is non-corrosive IP65 with a metal finish polycarbonate body and double parabolic aluminium louvre. This allows the Cosmo Silver to be specified for areas requiring a more highly finished product. Snap-in fixing clips are supplied to allow surface mounting of the luminaire, whilst still retaining its integrity. Available in a range of T5 lamps. Other lamp formats available on request.

- Metalised polycarbonate body
- Double parabolic aluminium louvre
- Clear polycarbonate lens
- IP65
- Rear or end cable entry
- Suspended option

Cosmo Silver





Product	Available Options	Power	Weight	Height	Width/Length	Suspension Centres
COS5-128	-DSI,-110,-DALI,-SD,-EMI	1 x 28w	2.3kg	136	129 x 1287	704
COS5-135	-DSI,-110,-DALI,-SD,-EMI	1 x 35w	2.7kg	136	129 x 1587	938
COS5-154	-DSI,-110,-DALI,-SD,-EMI	1 x 54w	2.3kg	136	129 x 1287	704
COS5-180	-DSI,-110,-DALI,-SD,-EMI	1 x 80w	2.7kg	136	129 x 1587	938
COS5-228	-DSI,-110,-DALI,-SD,-EMI	2 x 28w	2.3kg	136	129 x 1287	704
COS5-235	-DSI,-110,-DALI,-SD,-EMI	2 x 35w	2.7kg	136	129 x 1587	938

Options **Code Suffix**

Dimming - DSI	-DSI
Dimming - 110	-110
Dimming - DALI	-DALI
Dimming - Switchdim	-SD
3 Hour Internal Emergency Facility	-EMI

Light Source	Code		Power	Lampholder	Colour Temp	Output
	ILCOS	LBS				
Linear Fluorescent T5	FDH	T16	28w	G5	865	2400 lm
Linear Fluorescent T5	FDH	T16	35w	G5	865	3100 lm
Linear Fluorescent T5	FDH	T16	54w	G5	865	4250 lm
Linear Fluorescent T5	FDH	T16	80w	G5	865	5850 lm

Accessories **Code Suffix**

2-Point Suspension Kit	-2SK
------------------------	------