

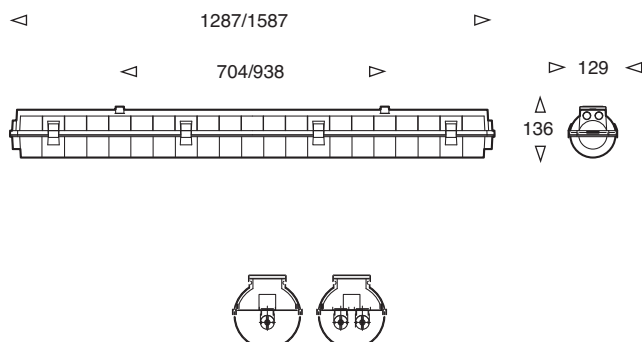


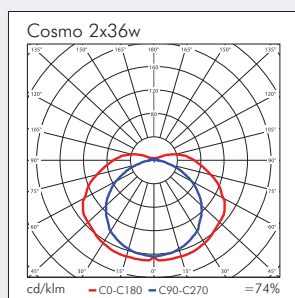
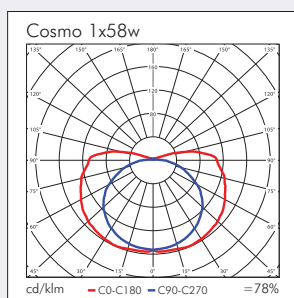
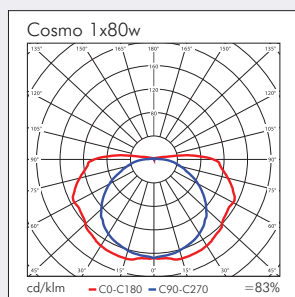
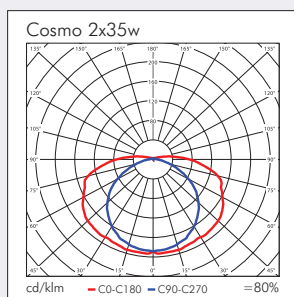
Cosmo

Surface or suspended (via optional suspension kit) the Cosmo is a non-corrosive IP65 fitting with polycarbonate body (grey) and lens. White powder coated steel reflector. Available in a range of T5 or T8 longlife lamps. Snap-in fixing clips are supplied to allow surface mounting of the luminaire whilst still retaining its integrity. Other wattages available on request.

- Polycarbonate construction
- IP65
- Rear or end cable entry
- Suspended option
- Long life T8 lamp & gear option
- Non corrosive

Cosmo





Product	Available Options	Power	Weight	Height	Width/Length	Suspension Centres
COS2-135	-DSI,-110,-DALI,-SD,-EMI	1 x 35w	2.3kg	136	129 x 1587	938
COS2-180	-DSI,-110,-DALI,-SD,-EMI	1 x 80w	2.3kg	136	129 x 1587	938
COS2-228	-DSI,-110,-DALI,-SD,-EMI	2 x 28w	2.0kg	136	129 x 1287	704
COS2-235	-DSI,-110,-DALI,-SD,-EMI	2 x 35w	2.3kg	136	129 x 1587	938
COS2-254	-DSI,-110,-DALI,-SD,-EMI	2 x 54w	2.0kg	136	129 x 1287	704
COS2-280	-DSI,-110,-DALI,-SD,-EMI	2 x 80w	2.4kg	136	129 x 1587	938
COS1-236	-DSI,-110,-DALI,-SD,-EMI,-LL	2 x 36w	2.0kg	136	129 x 1287	704
COS1-258	-DSI,-110,-DALI,-SD,-EMI,-LL	2 x 58w	2.3kg	136	129 x 1587	938

Options Code Suffix

Dimming - DSI	-DSI
Dimming - 110	-110
Dimming - DALI	-DALI
Dimming - Switchdim	-SD
3 Hour Internal Emergency Facility	-EMI
Longlife Lamps & Gear	-LL

Light Source	Code		Power	Lampholder	Colour Temp	Output
	ILCOS	LBS				
Linear Fluorescent T5	FDH	T16	28w	G5	865	2400 lm
Linear Fluorescent T5	FDH	T16	35w	G5	865	3100 lm
Linear Fluorescent T5	FDH	T16	54w	G5	865	4250 lm
Linear Fluorescent T5	FDH	T16	80w	G5	865	5850 lm
Longlife Linear Fluorescent T8	FD	T26	36w	G13	865	3150 lm
Longlife Linear Fluorescent T8	FD	T26	58w	G13	865	5000 lm

Accessories Code Suffix

2-Point Suspension Kit	-2SK
------------------------	------