

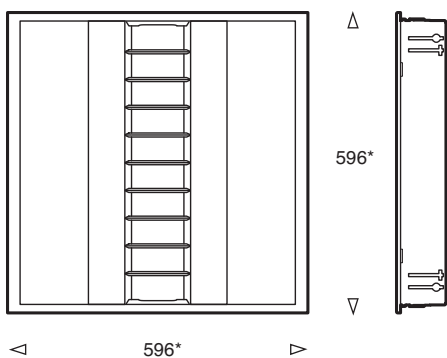
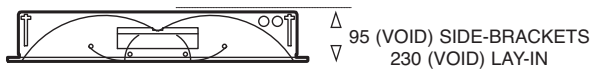


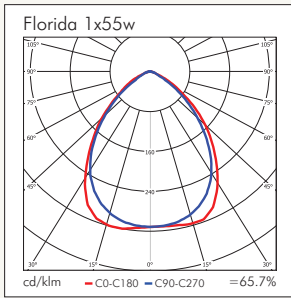
Florida

The Florida is an indirect/direct luminaire with central aluminium louvre (Miro 5 as standard) and perforated side baffles. Suitable for office areas where an economical, efficient installation is the prime concern.

- Efficient design
- Central aluminium louvre
- Perforated side baffles
- 3hr emergency option
- Dimming control options

Florida





Product	Available Options	Power	Weight	Height	Width	Length
FLD6-155	-MTL,-TEG,-DSI,-110,-DALI,-SD,-AH,-EMI,-PP	1 x 55w	5.6kg	105	596*	596*
FLD6-224	-MTL,-TEG,-DSI,-110,-DALI,-SD,-AH,-EMI	2 x 24w	5.6kg	105	596*	596*
FLD6-314	-MTL,-TEG,-DSI,-110,-DALI,-SD,-AH,-EMI	3 x 14w	5.6kg	105	596*	596*

Options **Code Suffix**

- *Metal Tile Ceilings (599x599)
- *Tegular Grid Ceilings (585x585)
- Dimming - DSI
- Dimming - 110
- Dimming - DALI
- Dimming - Switchdim
- Air Handling
- 3 Hour Integral Emergency Facility
- Chamfered Bezel
- Plug-in/Plug-out Control Gear

- MTL
- TEG
- DSI
- 110
- DALI
- SD
- AH
- EMI
- B45
- PP

Light Source	Code		Power	Lampholder	Colour Temp	Output
	ILCOS	LBS				
Compact Fluorescent	FSDH	TC-L	55W	2G11	865	4800 lm
Linear Fluorescent T5	FDH	T16	14W	G5	865	1100 lm
Linear Fluorescent T5	FDH	T16	24W	G5	865	1650 lm

Accessories **Code Suffix**

- Type1 Fixing Brackets
- Type2 Fixing Brackets
- Type3 Fixing Brackets

- FB1
- FB2
- FB3