



BH2



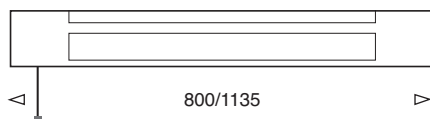
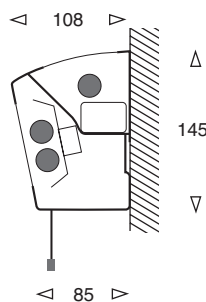
BH1

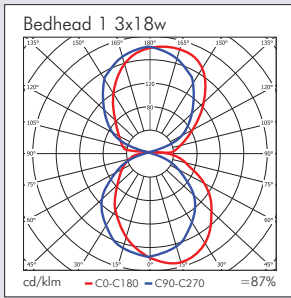
Bedhead

A range of bedhead lighting suitable for hospitals and retirement homes available in two formats. BH1 provides switchable uplight, downlight or both via a 3 position switch. The larger BH2 builds on the design by the inclusion of various switch and socket options, providing additional functionality based on specified requirements. Bodies are of extruded aluminium and finished in cream white RAL 1013 as standard or white (RAL 9010) and metallic grey as options. The curved profile and lacquered finish facilitates easy, wipe over cleaning. Opal polycarbonate diffusers as standard, Virtual Daylight® panels are available as an option.

- Wipe clean design
- Extruded aluminium
- Various switch & socket options (BH2)
- IP42
- Virtual Daylight® option
- Supplied with long life lamps

Bedhead 1&2





Product	Available Options	Power	Height	Width	Length	Fixing Centres
BH1-318	-DSI,-110,-DALI,-SD,-WHT,-MTG	3 x 18w	145	108	800	500
BH2-318	-DSI,-110,-DALI,-SD,-WHT,-MTG	3 x 18w	145	108	1135	500

Options Code Suffix

Dimming - DSI	-DSI
Dimming - 110	-110
Dimming - DALI	-DALI
Dimming - Switchdim	-SD
Virtual Daylight Diffusers	-OPT
White (RAL 9010) Finish	-WHT
Metallic Grey Finish	-MTG

Light Source	Code	Power	Lampholder	Colour Temp	Output
	ILCOS LBS				
Longlife Linear Fluorescent T8	FD T26	18W	G13	865	1250 lm

Accessories Code Suffix

Single Pole Switch	-SPSW
Dual Pole Switch	-DPSW
Single Pole Two Way Switch	-SP2W
Dual Pole Two Way Switch	-DP2W
3-pin 13 Amp Single Mains Power Socket	-3SKT
Telephone Socket (RJ-11)	-TEL
Data Socket (RJ 45)	-DAT
Nurse Call	-NC
Pullcord	-PC
Night Light	-NL
Blanking Plate	-BLK

