

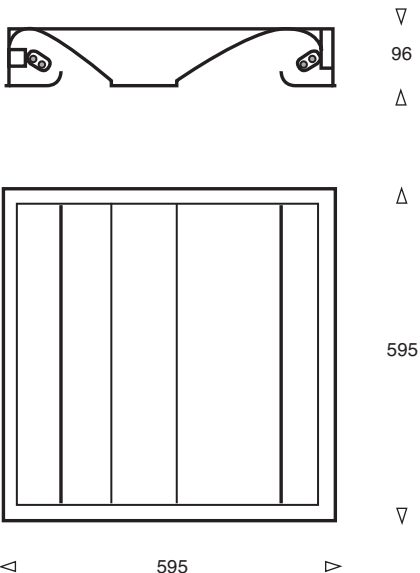


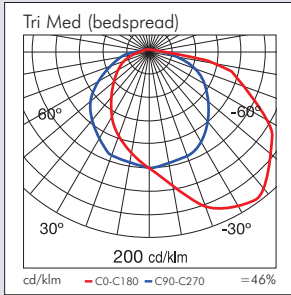
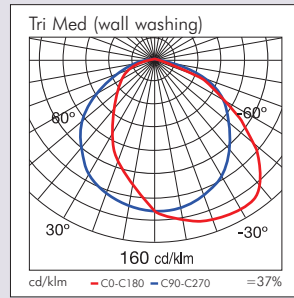
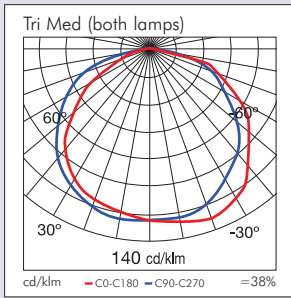
# Tri Med

**A recessed, twin lamp asymmetric luminaire designed to provide an unobtrusive, versatile lighting solution in most single and multi-bed hospital wards or care home situations. The Tri Med provides 3 separate levels of illumination: Ambient mode (indirect wall wash), Reading mode (direct asymmetric), Examination mode (combined light). The unit is fitted with integral dust guards and supplied with side brackets for installation in a plasterboard ceiling. Lift & tilt into exposed T-grid ceilings.**

- 3 modes of operation
- White painted finish
- Steel construction
- High Frequency Gear
- Suitable for plasterboard/exposed T ceilings
- Integral dust guards

## Tri Med





Product	Available Options	Power	Weight	Height	Width	Length	Cutout
TRM6-255	-DSI,-110,-DALI,-SD,-EMI	2 x 55w	4.6kg	96	595	595	580 x 580

Options	Code Suffix
Dimming - DSI	-DSI
Dimming - 110	-110
Dimming - DALI	-DALI
Dimming - Switchdim	-SD
3 Hour Internal Emergency Facility	-EMI

Light Source	Code	Power	Lampholder	Colour Temp	Output
	<b>ILCOS</b> <b>LBS</b>				
Compact Fluorescent	FSDH    TC-L	55W	2G11	865	4800 lm

