

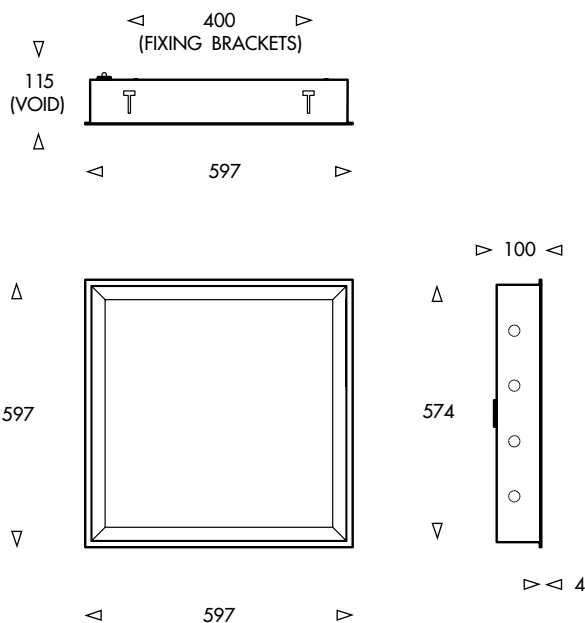


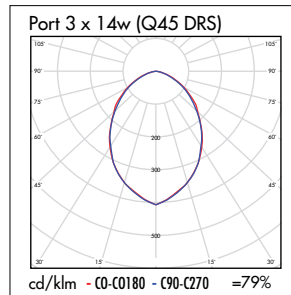
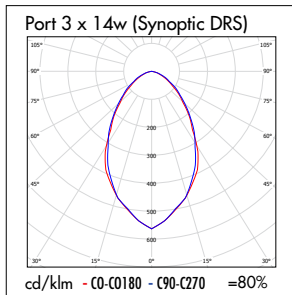
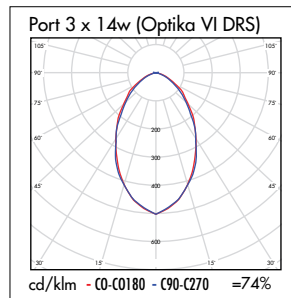
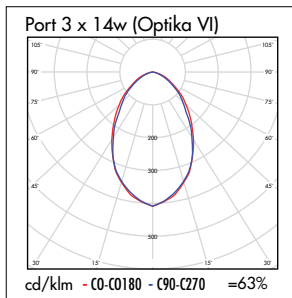
# Port

**The Port is a flush framed lens product with no visible fixings. Suitable for use in health-care schools or industry. Supplied with the new optika VI Virtual Daylight® polarising lens as standard. The Port is also available with Synoptic (opal, microlinear) or Q45 (opal, fisheye) lenses. Additionally, the Port can be supplied with a DRS internal reflector, further increasing efficiency.**

- Aluminium framed lens
- No visible fixings
- Lift & tilt or over up (requires brackets) installation
- High efficiency DRS reactor option
- Suitable for most ceiling types
- Optika VI, Q45 or Synoptic lenses

## Port





Product	Available Options	Power	Weight	Height	Diameter	Cutout
PRT6-240	-DSI,-110,-DALI,-SD,-EMI,-OP6,-SYN,-Q45,-DRS	2 x 40w	9.5kg	100	597	597
PRT6-314	-DSI,-110,-DALI,-SD,-EMI,-OP6,-SYN,-Q45,-DRS	3 x 14w	9.5kg	100	597	597
PRT6-414	-DSI,-110,-DALI,-SD,-EMI,-OP6,-SYN,-Q45,-DRS	4 x 14w	9.5kg	100	597	597

Options	Code Suffix
Optika VI Lens	-OP6
Synoptic	-SYN
Q45	-Q45
High Efficiency DRS Reflector Option	-DRS
Dimming - DSI	-DSI
Dimming - 110	-110
Dimming - DALI	-DALI
Dimming - Switchdim	-SD
3 Hour Internal Emergency Facility	-EMI

Accessories	Code Suffix
Type 1 Fixing Brackets	-FB1
Type 2 Fixing Brackets	-FB2
Type 3 Fixing Brackets	-FB3