

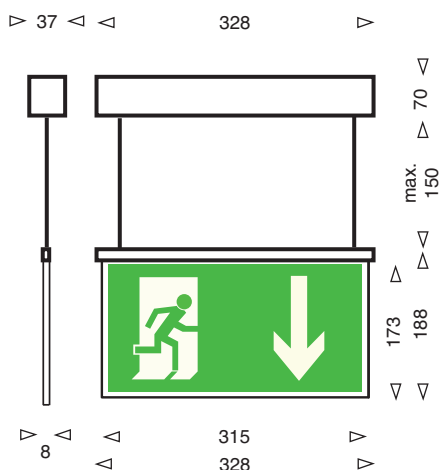
# Screen Suspended

**An unobtrusive suspended LED exit sign available with painted steel profile as standard, stainless steel as an option. Very low power consumption and compact size. Supplied as a 3hr non-maintained unit as standard. Available with a range of optional pictograms.**

- LED side lit display
- Low energy requirement
- Standard 3h battery
- Self-test option
- Multiple pictograms




## Screen Suspended



Product	Available Options	Power	Weight	Height	Width/Length	Fixing Centres	Drop
SCR-SUS	-LED,-SS,-B1,-B2,-ST	1.2w	0.8kg	258	37 x 328	280	150 max

Options	Code Suffix
1.2w LED	-LED
Stainless Steel Finish	-SS
Self Test Facility	-ST

Accessories	Code Suffix
Pictograms	_***



-431



-461




-491



-531



-441



-471



-511



-541



-451



-481



-521



-550