

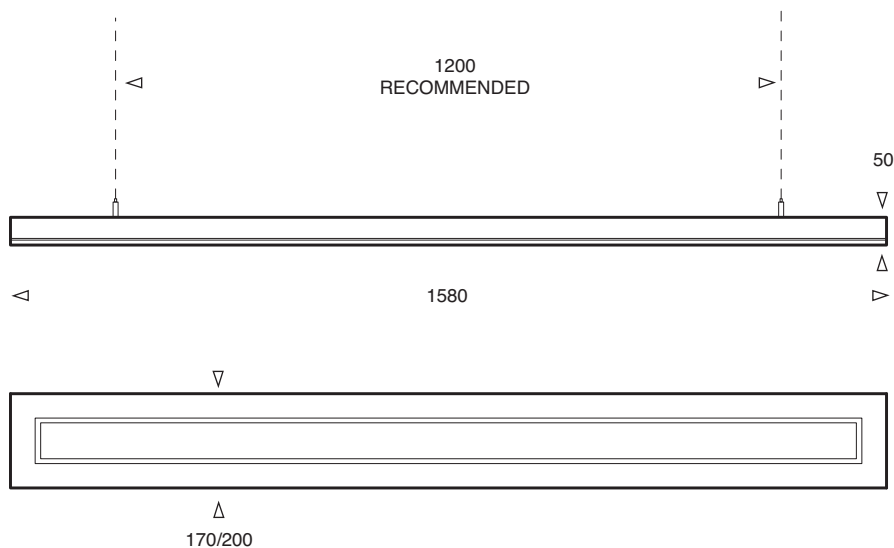


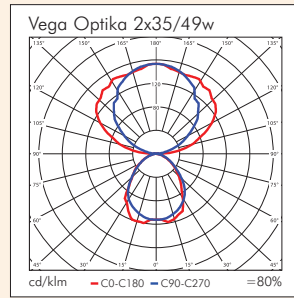
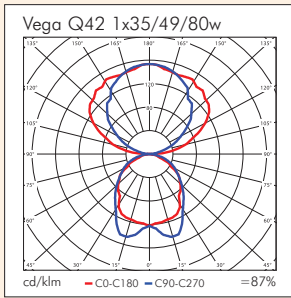
Vega

The Vega utilises the Optika LP lens for downlight (or optional Q45/Q42 Fisheye lenses) and is open above for uplight. Standard formats are 1x35/49/80w or 2x35w up/downlight. Supplied complete with 2-point adjustable stainless steel wire suspension kit. Also available double parabolic Micro aluminium louvre.

- Extruded aluminium construction
- Virtual Daylight® specification
- Q45/Q42 lens or louvre options
- Continuous run option – see Vega Konekt
- Direct, indirect and combination options

Vega





Product	Available Options	Power	Weight	Height	Width/Length	Suspension Centres
VEG2-135	-Q45,-Q42,-DSI,-110, -DALI,-SD,-EMI,-LVR	1 x 35w	4.4kg	50	170 x 1580	1200
VEG2-149	-Q45,-Q42,-DSI,-110, -DALI,-SD,-EMI,-LVR	1 x 49w	4.4kg	50	170 x 1580	1200
VEG2-180	-Q45,-Q42,-DSI,-110, -DALI,-SD,-EMI,-LVR	1 x 80w	4.4kg	50	170 x 1580	1200
VEG2-235	-Q45,-Q42,-DSI,-110, -DALI,-SD,-EMI,-LVR	2 x 35w	4.6kg	50	200 x 1580	1200

Options **Code Suffix**

Q45 Lens	-Q45
Q42 Lens	-Q42
Dimming - DSI	-DSI
Dimming - 110	-110
Dimming - DALI	-DALI
Dimming - Switchdim	-SD
3 Hour Integral Emergency Facility	-EMI
Double Parabolic Louvre	-LVR

Light Source	Code		Power	Lampholder	Colour Temp	Output
	ILCOS	LBS				
Linear Fluorescent T5	FDH	T16	35w	G5	865	3100 lm
Linear Fluorescent T5	FDH	T16	49w	G5	865	4100 lm
Linear Fluorescent T5	FDH	T16	80w	G5	865	5850 lm